

FOREO

ISSA™ play

DISCOVER WHAT AN ORAL CARE
ROUTINE SHOULD BE!





FULL USER MANUAL

GETTING STARTED

Congratulations on taking the first step toward a whiter and brighter smile by acquiring this ISSA™ play oral-care device. Before you begin to enjoy all the benefits of sophisticated dental technology in the comfort of your home, please take a few moments to look through this manual.

Please **READ ALL INSTRUCTIONS BEFORE USE** and utilize this product only for its intended use as described in this manual.

 **WARNING:** No modification of this equipment is allowed.

ISSA™ play OVERVIEW

Featuring a flexible, ergonomic design and easily replaceable AAA batteries, the ISSA™ play delivers the most dynamic oral care solution yet. Its durable hybrid brush head combines ultra-hygienic silicone with PBT polymer bristles for a more vigorous clean, while remaining gentle on gums. Experience the power of Sonic Pulse Technology with the same ease of motion as a manual toothbrush.



USING YOUR ISSA™ play

INTENDED USE: For in-home use, to promote overall oral hygiene by cleaning your teeth and gums.

RECOMMENDED BRUSHING ROUTINE

We recommend using the following 2-minute technique with your ISSA™ play twice a day to achieve the most effective cleaning results:



APPLY TOOTHPASTE

Use your regular toothpaste and turn on your ISSA™ play by pressing the center button.



BRUSH

Brush your teeth using wide circular motions for 2 minutes; 30 seconds in each quadrant of the mouth.



RINSE

Turn off your device by pressing the same center button. Rinse your mouth and your ISSA™ play with water. Repeat twice per day for a fresher, brighter smile!

CAUTION: If you experience any discomfort when using your FOREO device, discontinue use immediately and consult a physician. If you find any blood on the brush surface, please clean the device with water or FOREO's Silicone Cleaning Spray.

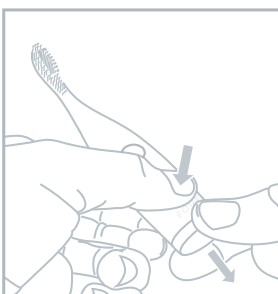
CLEANING YOUR ISSA™ play

Clean the device after each use by washing the brush with warm water while running your fingers through the bristles. We recommend spraying the device with FOREO's Silicone Cleaning Spray and rinsing with warm water afterwards for optimal results. Allow device to air-dry.

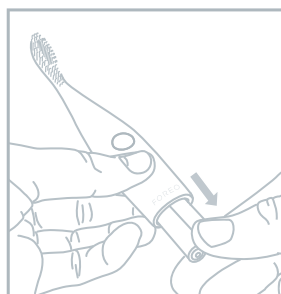
NOTE: Never use cleaning products containing alcohol, petrol or acetone. Avoid using toothpastes with bleach on your device.

REPLACING THE BATTERIES

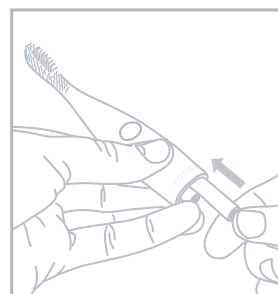
To remove battery, place fingers on front and back grips at the bottom of the silicone base, and squeeze to pull off the base. Replace with 2 AAA batteries and reattach the base by closing tightly.



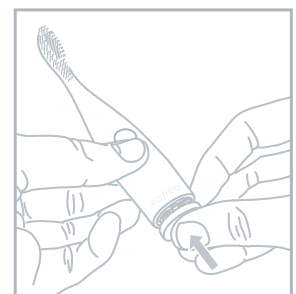
1. Gently squeeze the bottom of the silicone body of the ISSA™ play and pull off the base.



2. Remove the used batteries.



3. Replace with 2 AAA batteries, inserting with corresponding end first.



4. Reattach the base, making sure to close tightly.

IMPORTANT FOR OPTIMUM SAFETY

- Consult your physician prior to using the ISSA™ play if you have medical concerns.
- If you are undergoing treatment for any oral condition, consult your dental professional prior to use.
- Avoid leaving your device in direct sunlight and never expose it to extreme heat or boiling water.
- Close supervision is necessary when this device is used by, on, or near children as well as those with reduced physical and mental abilities.
- Discontinue use if this product appears damaged in any way. This product contains no serviceable parts.

DISPOSAL INFORMATION

Disposal of old electronic equipment (applicable in the EU and other European countries with separate waste collection systems).



The crossed-out dustbin symbol indicates that this device should not be treated as household waste, but rather be brought to the appropriate collection point for recycling of electrical and electronic equipment. By ensuring this device is disposed of correctly, you will help prevent the potential negative consequences for the environment and human health which could be caused by inappropriate waste handling of the product. The recycling of materials will also help conserve natural resources.

For more information about the recycling of your device, please contact your local household waste disposal service or your place of purchase.

SPECIFICATIONS

MATERIALS:	Silicone + PBT Polymer
COLOR:	Black / Cobalt Blue / Summer Sky / Wild Strawberry / Pink
SIZE:	159mm x 30mm x 24mm
WEIGHT:	61 g
BATTERY:	2x AAA battery
STANDBY:	180 days
FREQUENCY:	216 Hz
MAX NOISE LEVEL:	<50 dB
INTERFACE:	1-button

Disclaimer: Users of this device do so at their own risk. Neither FOREO nor its retailers assume any responsibility or liability for any injuries or damages, physical or otherwise, resulting, directly or indirectly, from the use of this device. Further, FOREO reserves the right to revise this publication and to make changes from time to time in the contents thereof without obligation to notify any person of such revision or changes.

Model may be changed for improvements without notice.

©2017 FOREO AB. ALL RIGHTS RESERVED.

IMPORTER AND DISTRIBUTOR IN EU: FOREO AB, BIRGER JARLSGATAN 22, 114 34 STOCKHOLM, SWEDEN.

IMPORTER AND DISTRIBUTOR IN US: FOREO INC., 3565 S. LAS VEGAS BLVD. #159, LAS VEGAS, NV 89109, USA.

DESIGNED AND DEVELOPED BY FOREO SWEDEN.

MANUFACTURED FOR FOREO AB.