

Kinesis® Freestyle®2 Convertible Keyboard (KB800PB) for PC

Getting Started

The Freestyle2 keyboard has the unique ability to be used as a one-piece, adjustable keyboard connected by the flexible Pivot Tether™, or as two separate keying modules connected only by the linking cable (see below). Links to online instructional videos may be found on the Freestyle for PC pages at <http://www.kinesis.com>. A PDF copy of the User's Manual may be found at [kinesis.com](http://www.kinesis.com) by clicking the "Support" link. After you're up and running, let us know how the Freestyle2 has impacted your computing experience. Share your thoughts with us and others by emailing a brief comment to sales@kinesis.com.

Compatibility

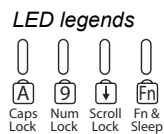
This keyboard will operate on virtually any computer with an available USB port. No drivers are required, so you can get started immediately by just plugging it in to your computer (the first time you do this, the computer should already be running). However, some of the special driverless hot keys will only work with a PC operating system (all recent versions of Windows® including Windows 7 and Windows 8. Most will also work with Linux).

Health Caution

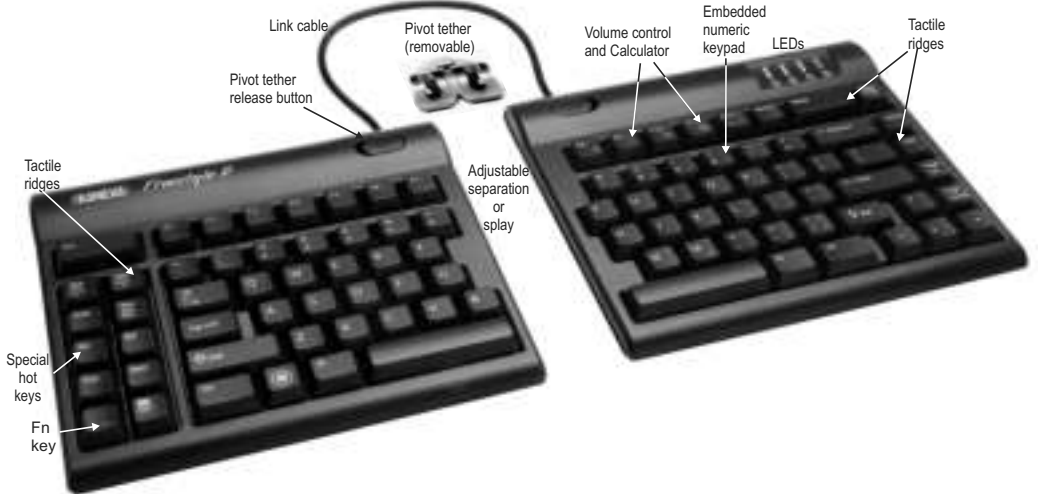
Improper keyboard and/or mouse use may contribute to painful and permanent injuries. Read the Health and Safety details on the bottom label of the keyboard. If you experience pain, weakness, numbness, or tingling while or after using your computer, consult a qualified health professional for advice.

LEDs

The blue LEDs in the upper right corner of the right keying module include the familiar three lights for CapsLock, NumLock, and Scroll lock. There is also a fourth light for Fn, which indicates when the embedded layer has been activated with the Fn key. The Fn LED is also turned on when the computer is in sleep mode.



Freestyle2 keyboard for PC (standard 9 inch separation, US layout shown)

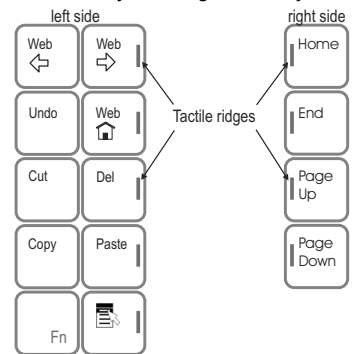


Special Keys

While most of the keys are exactly what you would expect on a compact keyboard, there are some special key actions on the left side and in the function key row that offer increased convenience and productivity and reduce repetitive motions. The normal navigation keys are in a column on the right side like on laptops and other compact keyboards. A tactile ridge is present on selected keys in these groups to promote more accurate touch typing.

- ⇐ **Web:** Internet browser "back" action (to the next page, Alt-left arrow)
- ⇒ **Web:** Internet browser "forward" action (to the next page, Alt-right arrow)
- Undo:** Performs Ctrl-z action to undo the previous action in most applications
- 🏠 **Web:** Takes your internet browser to its home page (Alt-home)
- Cut:** Performs the Ctrl-x action on highlighted items
- Del:** The same as the oversize "Delete" key on the right side
- Copy:** Performs the Ctrl-c action on highlighted items
- Paste:** Performs the Ctrl-v action used after Cut or Copy
- Fn:** Activates the Fn LED and embedded key actions (blue legends; see below)
- ☰ **Windows Application (menu) key**

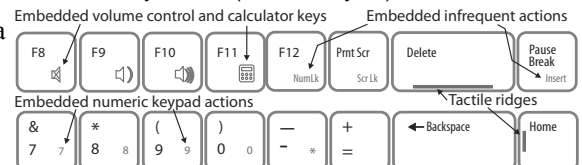
Left hot keys and right nav keys



Embedded Key Actions (numeric keypad & other key actions)

The **Fn** key toggles on the Fn LED and activates all the actions legended in blue on the actual keyboard (shown in gray here). In addition to the normal **embedded numeric keypad** actions, there are **volume control** actions and a **calculator** key action which pops up the Windows calculator utility, as well as the seldom-used actions **NumLock**, **Scroll Lock**, and **Insert**.

Embedded key actions (activated by Fn)



NOTE: to type numbers with the embedded numeric keypad, the NumLock LED must be on. To change the NumLock status, turn on **Fn** and tap the **NumLk** key (F12). To turn off the embedded key actions, tap the **Fn** key again and the **Fn** LED will turn off.

Physical Configurations and Languages Versions

The Freestyle2 convertible keyboard is shipped with the two keying modules connected by a **linking cable** and by a removable **pivot tether™** (shown at right). To remove the pivot tether, slide the appropriate **release button** towards the outside of the keyboard and allow the pivot tether to detach from that keying module. The two keying modules may then be separated by up to 9 inches with the standard separation model or by 20 inches with the KB800PB-xx-20 model, where “xx” is the layout language (us for US, uk for United Kingdom, se for Swedish, de for German, fr for French, es for Spanish).

Pivot Tether



Optional Accessories

Other physical configurations are possible with optional accessories (see below). To purchase accessories, inquire with your dealer or visit www.kinesis.com.

VIP3™ Accessory Kit, AC820-blk. V-lifters with integrated palm supports provide three angles of adjustable tenting (5°, 10°, and 15°, instant and sturdy!). These V-lifters must be used with the included palm supports.

V3™ Accessory Kit, AC730-blk. These three-angle V-lifters provide instantly-adjustable and sturdy tenting (5°, 10°, and 15°) without palm supports. The V3 V-lifters do not require and will not work with Freestyle2 palm supports.

Ascent™ Accessory Kit, AC740-blk. Sturdy and incredibly versatile steel modules support adjustable tenting at 10° increments over a wide range of angles (20-90 degrees). Each side may be tented differently. A rigid steel linking plate may be attached for fixed separation. Freely adjust the splay, or completely separate the two sides. Optional Freestyle2 palm supports work at lower tenting angles.

Freestyle2 palm supports, AC806PS-blk. These are included with AC820-blk but may be ordered separately to use with KB800PB or with AC740-blk. Includes gel-like, self adhesive, replaceable palm pads (covered with black lycra). Replacement palm pads (**AC700PP-blk**) may be purchased separately.

Separate numeric keypad. The style-matched Freestyle2 numeric keypad (**AC800HPB-us**) has the same quiet, low-force feel as the keyboard and includes two high-speed USB 2.0 ports, plus an extra row of productivity keys at the top. A unique productivity feature is a set of embedded top-row driverless hot keys (cut, copy, paste), activated by toggling the Fn key.

Warranty

A two-year warranty applies to the original purchaser of the Freestyle keyboard and accessories. For details visit www.kinesis.com and click the link for “Support.”

Technical Support

Contact Kinesis Technical Support by email (tech@kinesis.com) or by phone (USA 425-402-8100). Staff is on hand 8:00am to 4:30pm Pacific time, M-F. Please be prepared to provide the serial number of your keyboard, your purchase date, the computer model, and the operating system of your computer, as well as the details of your question or problem.

Regulatory and Legal Information

FEDERAL COMMUNICATIONS COMMISSION RADIO FREQUENCY INTERFERENCE STATEMENT

This equipment has been tested and found to comply with the limits for a Class B digital device, pursuant to Part 15 of the FCC Rules. These limits are designed to provide reasonable protection against harmful interference when the equipment is operated in a residential installation. This equipment generates, uses and can radiate radio frequency energy and, if not installed and used in accordance with the instructions, may cause harmful interference to radio communications. However, there is no guarantee that interference will not occur in a particular installation. If this equipment does cause harmful interference to radio or television reception, which can be determined by turning the equipment off and on, the user is encouraged to try to correct the interference by one or more of the following measures:

- Reorient or relocate the receiving antenna
- Increase the separation between the equipment and receiver
- Connect the equipment into an outlet on a circuit different from that to which the receiver is connected
- Consult the dealer or an experienced radio/TV technician for help

Warning: To assure continued FCC compliance, the user must use only shielded interfacing cables when connecting to computer or peripheral. Also, any unauthorized changes or modifications to this equipment would void the users authority to operate.

INDUSTRY CANADA COMPLIANCE STATEMENT

This Class B digital apparatus meets all requirements of the Canadian interference-causing equipment regulations. Cet appareil numérique de la classe B respecte toutes les exigences du règlement sur le matériel brouilleur du Canada.

Disposal of WEEE in the EU

To ensure that electronic equipment is recycled in a manner that protects human health and the environment, it is the user's responsibility to dispose of it by delivering to a collection point designated for recycling electrical and electronic waste equipment. For more information please contact your local city office, your household waste disposal service, or the seller from whom you purchased the product.



Trademarks and patents

Kinesis and Freestyle are registered trademarks and Freestyle2, Pivot Tether, VIP3, V3, Ascent, and Kinesis Computer Ergonomics are trademarks of Kinesis Corporation. Windows and the Windows logo are registered trademarks of Microsoft Corporation, used under license. The Freestyle2 keyboard and accessory designs are protected under US patents 7,828,489, 8,289,684, 8,454,254 and RE43,485. Other patents pending.



Kinesis Corporation
22030 20th Avenue SE, Suite 102
Bothell, WA 98021 USA

Version 8-27-13