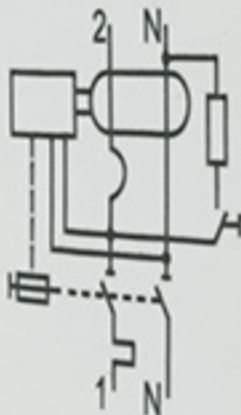






L Load N

EM EMAT




IEC/EN 61009-1

EA16-32

B16  E3 

230/240V 50Hz

IΔn 30mA

6000[3] t ≤ 0.1S 

KEMA KEUR CE S

L Line N