


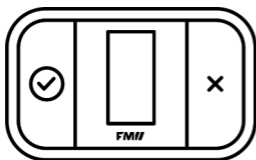


## QUICK GUIDE



# Package contents

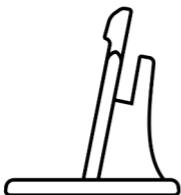
2



1x Flitsmeister TWO



1x 3M sticker



1x dashboard mount



1x window mount

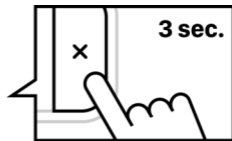
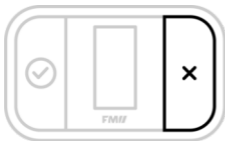
# Getting started

3

## 1. Download Flitsmeister



## 2. Turn on the device



## 3. Pair device in Flitsmeister app



**Scan QR code with your phone**

Or go to [flitsmeister.com/two/connect](http://flitsmeister.com/two/connect)

**Need help?**

[www.flitsmeister.com/two/connect](http://www.flitsmeister.com/two/connect)

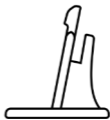
# Installation

4

## 1. Choose mount

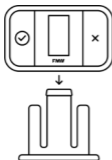


Window mount

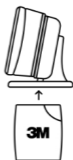


Dashboard mount

2



3



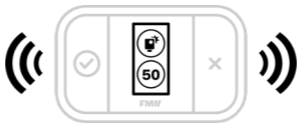
## 4. Place device



Need help?

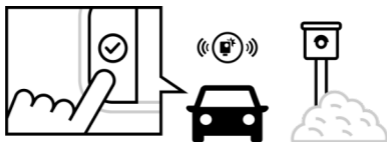
[www.flitsmeister.com/two/connect](http://www.flitsmeister.com/two/connect)

How does it work?

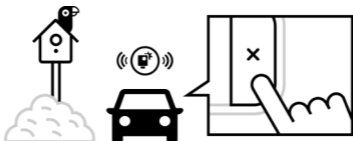


\* Bleep bloop bleep \*

Confirm warning



Dismiss warning



Need help?

[www.flitsmeister.com/two/connect](http://www.flitsmeister.com/two/connect)

# Warning types

6

## Speed traps



## Dangerous situations



## Delays



## Emergency vehicles



Need help?

[www.flitsmeister.com/two/connect](http://www.flitsmeister.com/two/connect)

# Report warnings

7

Warn other drivers



Choose what to report



You can customize the buttons in the app

Need help?

[www.flitsmeister.com/two/connect](http://www.flitsmeister.com/two/connect)

## Confirm your report



Or you can cancel the report with the **X** button

## Help the Flitsmeister community




**Need help?**

[www.flitsmeister.com/two/connect](http://www.flitsmeister.com/two/connect)

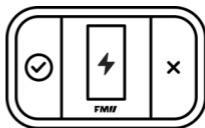
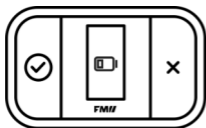


What do you need?



Micro USB cable (not included)

How to charge



Need help?

[www.flitsmeister.com/two/connect](http://www.flitsmeister.com/two/connect)



[www.flitsmeister.com/two](http://www.flitsmeister.com/two)