












Instructions for Product Keys



| | |
|---------------------|---|
| Answer the phone | Short press [] once when calling |
| Hang up | Press [] briefly during a call |
| Reject a call | Press the [] key once for a call duration |
| Last Replay | Short press the [] key twice continuously to broadcast the phone number |
| Up and down play | Press [] briefly during playback to select the previous song Short press [] to select the next song |
| modulation | When playing a song, scroll the wheel to the left to decrease the volume, Scroll the wheel to the right to increase the volume |
| Play/Pause | Press [] briefly to play/pause music |
| Adjust frequency | Press and hold the [] key to enter the frequency adjustment state, the characters on the display screen will flash, the frequency can be decreased by rolling the scroll wheel to the left, and increased by rolling the scroll wheel to the right |
| see Battery voltage | Long press [] to view the vehicle battery voltage |