



User Manual - Manuel d'utilisation - Handleiding
Benutzerhandbuch - Manual de usuario - Manuale utente

THE FLASH 1210



**What's in the box - Contenu de l'emballage
Wat zit er in de doos - Lieferumfang
Contenido - Contenuto della confezione**

- 1 x Ngear The Flash 1210
- 2 x Wireless Microphone - 2 x Micro sans fil
2 x Draadloze Microfoon - 2 x Kabellose Mikrofone
2 x Micrófonos Inalámbricos - 2 x Microfoni
- 1 x Remote control - 1 x Contrôle à distance
1 x Afstandsbediening - 1 x Fernbedienung
1 x Control remoto - 1 x Controllo remote
- 1 x AUX Cable - 1 x Câble AUX
1 x AUX kabel - 1 AUX Kabel
1 x Cable de AUX - 1 x Cavo AUX
- 1 x User manual - 1 x Guide d'utilisation
1 x Gebruikshandleiding - 1 x Bedienungsanleitung
- 1 x Adaptor - 1 x Adapteur
1 x Adapter - 1 x Netzteil
1 x Adaptador - 1 x Adattatore
1 x Manual del usuario - 1 x Manuale utente

ENGLISH • FRANÇAIS • NEDERLANDS • DEUTSCH • ESPAÑOL • ITALIANO

This product meets the essential requirements of Directive 2014/53/EU. - Ce produit répond aux exigences essentielles de la directive 2014/53/EU - Dit product voldoet aan de essentiële vereisten van Richtlijn 2014/53/EU. - Dieses Produkt erfüllt die grundlegenden Anforderungen der Richtlinie 2014/53/EU. - Este producto cumple con los requisitos esenciales de la Directiva 2014/53/EU. - Questo prodotto soddisfa i requisiti essenziali della Direttiva 2014/53/EU.

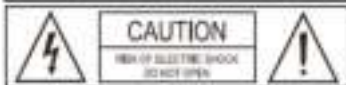
<https://www.n-gear.eu/doc/>



PLEASE READ THE USER MANUAL COMPLETELY BEFORE OPERATING THIS UNIT AND RETAIN THIS BOOKLET FOR FUTURE REFERENCE.	VEUILLEZ LIRE ATTENTIVEMENT CE MANUEL AVANT D'UTILISER CETTE UNITÉ ET CONSERVER CE LIVRET POUR RÉFÉRENCE ULTÉRIEURE.
LEES DITSE INSTRUCTIE/HANDLEIDING VOLLEDIG VOORDAT U DITZ GEBRUIKT EN HOUD DITZ HANDLEIDING VOOR TOEKOMTIGE INSLAG OP.	BITTS LIESEN SIE DIESE BEDIENUNGSANLEITUNG VOLLSTÄNDIG DURCH, BEVOR DIE DREHSTEUERUNG RAUSGEHT, UND BEWAHREN SIE DIESES HANDBUCH FÜR DIE ZUKUNFT AUF.
FOR FAVOR, USA ESTAS INSTRUCCIONES ANTES DE UTILIZAR ESTE USO, Y CONSERVE ESTE MANUAL PARA EL FUTURO.	LEGGERE QUESTE ISTRUZIONI PRIMA DI UTILIZZARE QUESTO USO E SALVARE QUESTO MANUALE PER IL FUTURO.

WARNING

WARNING: TO REDUCE THE RISK OF FIRE OR SHOCK, DO NOT EXPOSE THIS PRODUCT TO HEAT OR MOISTURE.



CAUTION: TO REDUCE THE RISK OF FIRE OR SHOCK, DO NOT REMOVE COVER OR BACK. NO USER-SERVICEABLE PARTS INSIDE. REFER SERVICING TO QUALIFIED PERSONNEL.

IMPORTANT SAFETY INSTRUCTIONS

1. Read these instructions.
2. Keep these instructions. Read all warnings.
3. Follow all instructions.
4. Do not use this apparatus near water.
5. Clean only with dry cloth.
6. Do not block any ventilation openings.
7. Install in accordance with the manufacturer's instructions.
8. Do not install near any heat sources such as radiators, heat registers, stoves, or other apparatus (including amplifiers) that produce heat.
9. Do not defeat the safety of the polarized or grounding-type plug. A polarized plug has two blades with one wider than the other. A grounding-type plug has two blades and a third grounding prong. The wide blade or the third prong are provided for your safety. If the provided plug does not fit into your outlet, consult an electrician for replacement of the obsolete outlet.
10. Protect the power cord from being walked on or pinched particularly at plugs, convenience receptacles, and the point where they exit from the apparatus.
11. Only use attachments/accessories specified by the manufacturer.
12. Use only with the cart, stand, tripod, bracket, or table specified by the manufacturer, or sold with the apparatus. When a cart is used, use caution when moving the cart/apparatus combination to avoid injury from tip-over. Portable Cart Warning.
13. Unplug this apparatus during lightning storms or when unused for long periods of time.
14. Refer all servicing to qualified service personnel. Servicing is required when the apparatus has been damaged in any way such as power supply cord or plug is damaged, liquid has been spilled or objects have fallen into the apparatus, the apparatus has been exposed to rain or moisture, does not operate normally, or has been dropped.
15. The apparatus shall not be exposed to dripping or splashing and no objects filled with liquids, such as vases, shall be placed on the apparatus.
16. The battery shall not be exposed to excessive heat such as sunshine, fire or the like.
17. The WARS plug used as the disconnect device, which shall remain readily operable.



The lightning bolt with arrowhead symbol inside an equilateral triangle is intended to alert User of the presence of un-insulated "hazardous voltage" within the product's enclosure, which may be of sufficient magnitude to induce a risk of electric shock to persons.



The exclamation mark inside an equilateral triangle is intended to alert user of the presence of the important operating and maintenance (servicing) instructions in the literature accompanying the product.

NOTES:

Please do not attempt to open the back cover or power adapter as opening or removing the covers may expose you to dangerous voltage or other hazards, and it will also cause the restricted servicing to be disabled. There are no user-serviceable components inside.

NOTES:

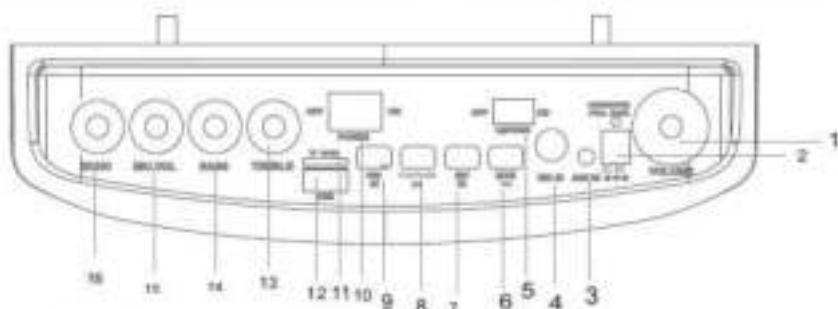
This digital apparatus does not exceed the Class B limits for radio noise emissions from digital apparatus as set out in the Radio Interference Regulations of Industry Canada. These limits are designed to provide reasonable protection against harmful interference in a residential installation.

NOTES:

- Reorient or relocate the receiving antenna.
- Increase the separation between the equipment and the receiver.
- Connect the equipment into an outlet on a circuit different from that to which the receiver is connected.
- Consult the dealer or an experienced radio/TV technician for assistance.

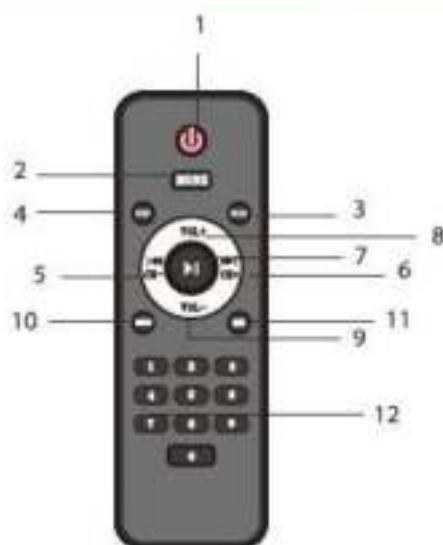
ENGLISH

BACK PANEL FUNCTION



1. VOLUME
2. DC 15 V
3. AUX IN
4. MIC INPUT
5. LED SW ON/OFF
6. MODE
7. USB/MICRO SD NEXT /FM CH+
8. USB/MICRO SD PAUSE/STANDBY CONTROL KEY
9. USB/MICRO SD PREV /FM CH-CONTROL KEY
10. POWER ON/OFF
11. TF CARD
12. SD CARD
13. TREBLE
14. BASS
15. MIC VOL
16. ECHO VOL

REMOTE CONTROL



1. Power
2. Control Input MODE key
3. MUTE
4. Stop
5. Control prev key
6. Control next key
7. Play/pause control key
8. Volume+ Adjustor
9. Volume- Adjustor
10. Control repeat key
11. E/R
12. 0-9 control key

ENGLISH

TO ALL CUSTOMERS

Features

1. Bluetooth function
2. Plays MP3 files stored in your Micro SD or USB Drive or external audio device.
3. FM Radio
4. One-Button-jack
5. MP3 Remote control for convenience
6. SPL 54 adapter
7. 4x4 battery

Connecting Unit

1. Do not make direct contact or connect to the back side of the unit.
2. Playing MP3 files through the Speaker using the MicroSD Card or the USB Stick
3. Use "Mode" button on the unit or remote control to switch between USB, MicroSD (TF) and Bluetooth or from remote control use power "MODE" button to switch between USB or MicroSD
4. Plug your USB stick or MicroSD card in the slot provided. Please make sure you can see the correct file format in your audio device MP3 files only. Please ensure that your cables are properly connected and that you have set MP3 format as the default format in the correct device.
5. Turn up the volume to the desired level either from the unit's volume control knob on the control panel or from the remote by pressing "Vol+" for increase or "Vol-" for up. The sound output quality of the speaker will depend on the quality of the MP3 files. Before first use, will be delivered to the back side when all through and volume knob.
6. Press **[M]** to turn on the power and **[M]** to turn off the power from the remote control.
7. To power on these pages, press **[M]** button from the control panel to remote control.
8. Please remember to turn off the power of the speaker before removing the USB Stick or MicroSD card.

MAIN TECHNICAL PARAMETER

Using Bluetooth

1. To select this unit "MODE" button on unit main panel or from remote control "MODE" will show on display.
2. Scan from your phone, tablet, notebook for "M30-012-01" and pair the device to listen audio files through speaker.
3. Can pair from speaker when finished listening.

Listening to the FM Radio from the Speaker

1. To select FM use "MODE" button on unit main panel or from remote control or from unit side control press "FM"
2. From the unit control panel, using press **[F]** to scan for station or press **[F]** **[M]** to manually seek to preset station up or down.
3. From remote control press "SCAN" to scan for FM frequency or press **[F]** **[M]** to manually seek preset station up or down.
4. "FM" is the used for button to options for FM station.

Using Guitar Jack

1. When using Guitar plug your guitar into the guitar jack on unit main control panel.
2. Use the Guitar VOL knob to control the volume level of the Guitar.
3. "MUTE" & "FM" button on unit control panel can be used to adjust sound when using MICRO SD, USB, FM, "FM" button on unit control panel or remote control can be used to adjust sound effect to preset levels.

Using Aux LINE IN 3.5mm

1. To select Aux use "MODE" button on unit main panel or from remote control "LINE" will show on display.
2. Connect USB TF through phone while using this.

SPECS

- Peak Power 300W
- Power input DC 9V/1.5A
- Peak Power PMPO 300W
- RMS Power 25W
- Woofer size +impedance 12 inch 3ohm
- Tweeter size +impedance 1 inch
- SN Ratio ≥ 72 dB
- Battery type
- Battery capacity 2000 mAh
- Battery Playing Time (Max vol.) 2 hours

- Battery Charging Time 3 hours
- Battery weight 100gr
- Bluetooth Version 2.1
- Bluetooth frequency 2400-2483.5MHz
- Wireless Mic frequency 210.3MHz
- USB MP3 Max 64GB - 20,000 songs
- MicroSD/TF MP3 Max 32GB - 10,000 songs
- Dimensions: 350 x 285 x 540 mm
- Net Weight 5300gr

ENGLISH • FRANÇAIS • NEDERLANDS • DEUTSCH • ESPAÑOL • ITALIANO

The undersigned, Neeskens International declares that the radio equipment of the Ngear Flash 1210 type complies with the 2014/53/EU directive. The complete text is available at www.n-gear.eu

Le soussigné, Neeskens International, déclare que l'équipement radio du type Ngear Flash 1210 est conforme à la directive 2014/53/EU. www.n-gear.eu

Ondergetekende verklaart Neeskens International dat de radioapparatuur van het type Ngear Flash 1210 voldoet aan de richtlijn 2014/53/EU. De volledige tekst is beschikbaar op www.n-gear.eu

Der Unterzeichnete, Neeskens International, erklärt, dass die Funkanlage des Typs Ngear Flash 1210 der Richtlinie 2014/53/EU entspricht. Den vollständigen Text finden Sie unter www.n-gear.eu

El abajo firmante, Neeskens International declara que el equipo de radio del tipo Ngear Flash 1210 cumple con la directiva 2014/53/EU. El texto completo está disponible en www.n-gear.eu

Il sottoscritto Neeskens International dichiara che l'apparecchiatura radio del tipo Ngear Flash 1210 è conforme alla direttiva 2014/53/UE. Il testo completo è disponibile all'indirizzo www.n-gear.eu

Made in China - Fabriqué en Chine - Gemaakt in China - In China hergestellt - Hecho en China - Fatto in Cina

This product complies with the requirements of the Europe

Ce produit est conforme aux exigences de l'Europe

Dit product voldoet aan de vereisten van Europa

Dieses Produkt entspricht den Anforderungen von Europa

Este producto cumple con los requisitos de Europa

Questo prodotto è conforme ai requisiti dell'Europa

Manufactured by N-Gear

Made in China • Fabriqué en Chine • Gemaakt in China • In China hergestellt • Hecho en China • Fatto in Cina

 <p>When this crossed-out wheeled bin symbol is attached to a product, it means that the product is covered by the European Directive 2002/96/EC. Please inform yourself about the local separate collection system for electrical and electronic products. Please act according to your local rules and do not dispose of your old products with your normal household waste. Correct disposal of your old product helps to prevent potential negative consequences for the environment and humankind.</p>	<p>Lorsque ce symbole de poubelle barrée est attaché à un produit, cela signifie que le produit est couvert par la directive européenne 2002/96/CE. Veuillez vous informer sur le système local de collecte sélective des produits électriques et électroniques. Veuillez agir conformément à vos règles locales et ne jetez pas vos vieux produits avec vos déchets ménagers ordinaires. L'élimination correcte de votre produit aide à prévenir des conséquences négatives potentielles sur l'environnement et la santé humaine.</p>	<p>Wanneer dit symbool met een doorgekruide afvalbak aan een product is bevestigd, betekent dit dat het product onder de Europese richtlijn van Richtlijn 2002/96/EG valt. Informeer uzelf over de lokale separaterecollectie-systeem voor elektrische en elektronische producten. Handel volgens de lokale regels en gooi uw oude producten niet weg met uw normale huishoudelijke afval. Correcte verwijdering van uw oude product helpt negatieve gevolgen voor het milieu en voor de menselijke gezondheid te voorkomen.</p>
<p>Wenn dieses Symbol einer durchgestrichenen Mülltonne an einem Produkt angebracht ist, bedeutet dies, dass das Produkt von der Europäischen Union abgedeckt wird. Richten Sie sich über die lokale getrennten Sammel-systemen für Elektro- und Elektronikprodukte. Bitte beachten Sie die örtlichen Vorschriften und entsorgen Sie Ihre alte Geräte nicht mit normalen Hausmüll. Die korrekte Entsorgung Ihres alten Produkts hilft, mögliche negative Folgen für die Umwelt und die menschliche Gesundheit zu vermeiden.</p>	<p>Quando este símbolo de contenedor con ruedas tachado se adjunta a un producto, significa que el producto está cubierto por el artículo Directiva 2002/96/CE. Infórmese sobre el sistema local sistema de selección separada para productos eléctricos y electrónicos. Actúe de acuerdo con las normas locales y no se deshaga de sus productos viejos con la basura doméstica normal. La eliminación correcta de su producto anterior ayuda a evitar posibles consecuencias negativas para el medio ambiente y la salud humana.</p>	<p>Quando questo simbolo di un bidone della spazzatura con ruote incrociate è affisso ad un prodotto, significa che il prodotto è coperto dall'articolo Direttiva 2002/96/CE. Si prega di informarsi sul locale sistema separaterecettori per prodotti elettrici ed elettronici. Agire secondo le normative locali e non smaltire i vecchi prodotti con i normali rifiuti domestici. Lo smaltimento corretto del vostro vecchio prodotto aiuta a prevenire potenziali conseguenze negative per l'ambiente e la salute umana.</p>



This product complies with the requirements of the Europe
 Ce produit est conforme aux exigences de l'Europe
 Dit product voldoet aan de vereisten van Europa
 Dieses Produkt entspricht den Anforderungen von Europa
 Este producto cumple con los requisitos de Europa
 Questo prodotto è conforme ai requisiti dell'Europa
 Manufactured by N-Gear

This product meets the essential requirements of Directive 2014/53/EU.
 Ce produit répond aux exigences essentielles de la directive 2014/53/UE.
 Dit product voldoet aan de essentiële eisen van Richtlijn 2014/53/UE.
 Dieses Produkt erfüllt die grundlegenden Anforderungen der Richtlinie 2014/53/UE.
 Este producto cumple con los requisitos esenciales de la Directiva 2014/53/UE.
 Questo prodotto soddisfa i requisiti essenziali della Direttiva 2014/53/UE.
<https://www.n-gear.eu/doc/>

N-Gear Office
 Salland 9
 1946/EC, Beverwijk
 The Netherlands