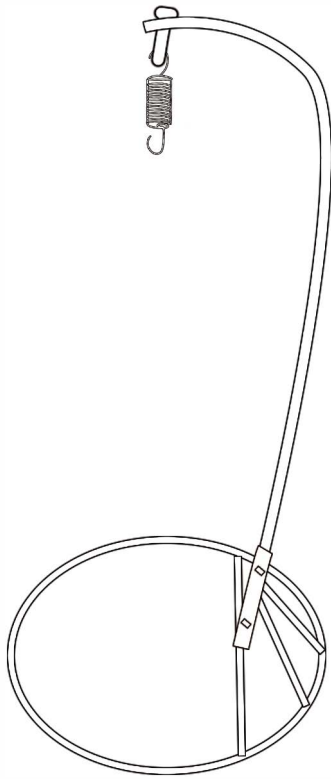




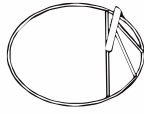

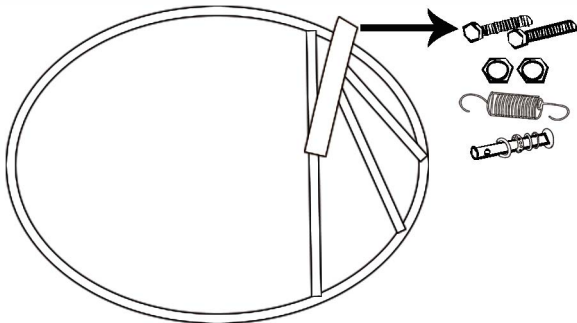


# User Manual

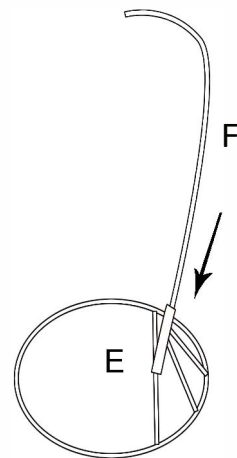


Part List	
A 	2PC M10x60mm
B 	2PC Nuts
C 	1PC Hammock Hanger
D 	1PC Pin bolt
E 	1PC Hammock Base
F 	1PC Hammock Stand

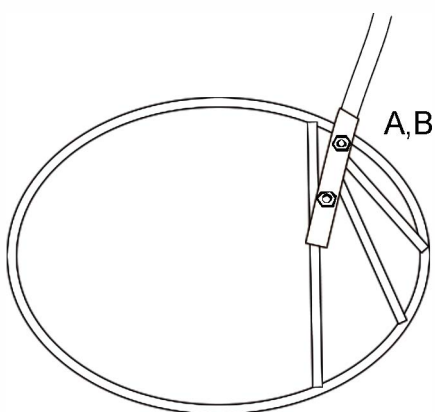
1. Take out the assemble accessories which store in the base tube.



2. Insert the Hammock stand to the base.



3. Use the M10 Bolts to fixed them well.



4. Fasten the hammock hanger and Pin Bolt on the stand.

