



ENG

RAPID X² KINETIC

TL-LD710K

Manual



Before using the light, read this manual thoroughly and keep it for future reference.

Copyright © 2017 CATEYE Co., Ltd.
TLLD710K-171117 5



⚠ WARNING!!!

- Before your trip, please make sure the light is securely attached and lights up. Do not use a damaged rubber band.
- Always pay attention to the remaining battery power by checking the indicator periodically while using.

⚠ CAUTION!

- This light detects deceleration through the use of acceleration sensor. Please note that activation of the Kinetic function depends on the degree of deceleration, the light may not react or the reaction may be delayed.
- Stop your bicycle to operate the switch.
- Keep the light away from children.
- Charging, discharging, and storing in high temperatures will cause the rechargeable battery to deteriorate faster. Do not place the light inside a vehicle or near a heater.
- This unit is not totally waterproof. Please wipe and dry it completely after using in rain. Otherwise, it may cause failure.
- If the light unit or parts become dirty with mud, etc., clean with a soft cloth which is moistened with mild soap. Never apply paint thinner, benzene or alcohol; damage will result.

⚠ PRECAUTIONS ON CHARGING

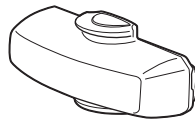
- We recommend using 500+mA (USB2.0) USB battery charger.
- Avoid charging in direct sunlight or in a vehicle parked under direct sunlight, and make sure to charge only when the ambient temperature is between 5 and 40°C (41°F and 104 °F).
- Before charging, be sure that no dust or other foreign objects attach to the USB plug.
- Do not subject the light to vibrations while charging.
- When your PC is in sleep state, the unit cannot be charged.
- Once charging is complete, be sure to disconnect the USB plug.
- Charging and lighting times are approximate values, and will vary by environmental and user conditions.
- If the illumination time is significantly reduced even after proper charging, the rechargeable battery may be nearing the end of its service life. Dispose of the battery as described in "PRECAUTIONS ON DISPOSAL".

⚠ STORAGE PRECAUTIONS

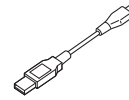
Cool and dry storage is recommended. For long period storage, it is important to charge the battery 30 minutes every 6 months.

⚠ PRECAUTIONS ON DISPOSAL

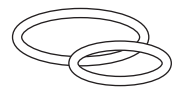
When disposing of the light unit, remove the internal rechargeable battery and dispose of it according to local regulations.



Light unit



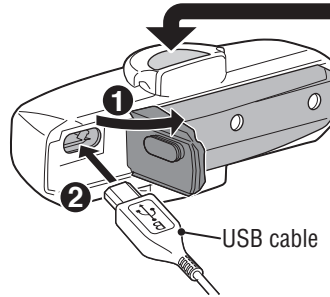
USB cable (MICRO USB)



Rubber band (Large/Small)

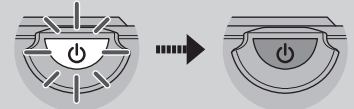
1 HOW TO CHARGE

⚠ Always charge the product before use.



To PC or USB battery charger

Switch (Indicator)



Charging

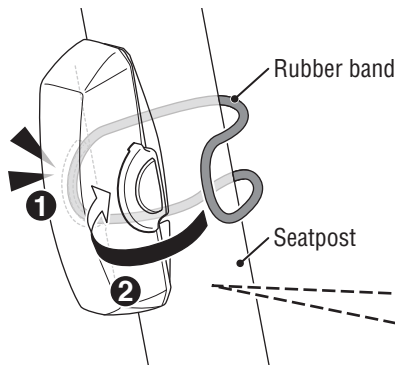
Charging is completed

Standard charging time

Approx. **2 h** (USB 2.0)

2 HOW TO MOUNT

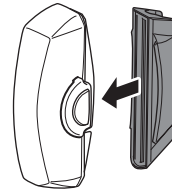
Attach the light securely to the seatpost.



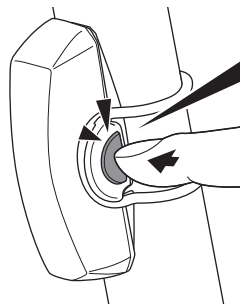
OPTION

Rubber base for Sharp Aero

For posts with a more acute angle, use the rubber base for Sharp Aero.



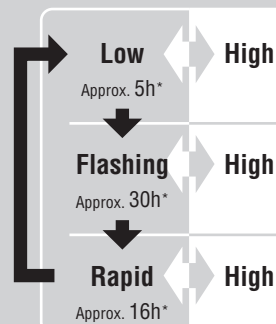
3 HOW TO USE



Press and hold **ON ↔ OFF**

Click

Lighting mode switch



Kinetic function:

When deceleration of the bicycle is detected, the light will turn on in the High mode for approximately 2.5 seconds regardless of the lighting mode selected. The light will remain on in the High mode as long as deceleration is detected.

*The stated runtime of each mode exclude the Kinetic function, and the actual runtime may vary when the Kinetic function is enabled.

*As a reference, when the Kinetic function is enabled 60 times / hour, the runtime will be approx. 3 hours in Low mode, approx. 7 hours in Flashing mode, and approx. 5 hours in Rapid mode.

Automatic battery-saving function:

When the remaining battery power is low, the lighting mode switch starts flashing and the lighting mode changes to flash. The Kinetic function is disabled when the remaining battery power is low. Charge the light as soon as possible.



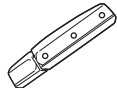
SPECIFICATIONS

Battery : Rechargeable lithium-ion polymer battery
Temperature range : 14°F – 104°F (-10°C – 40°C)
Recharge/discharge number of times :
About 300 times
(until the rated capacity drops to 70%)
Dimensions/weight: 2-59/64" x 1-13/64" x 1-19/64" (74.4 x 30.5 x 32.9 mm) / 1.13 oz (32 g)
* The specifications and design are subject to change without notice.

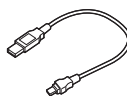
SPARE / OPTIONAL PARTS



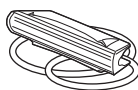
5447010
Rubber band



5447030
Rubber base



5342730
USB cable
(MICRO USB)



5447040
Rubber base for
Sharp Aero

LIMITED WARRANTY

2-year Warranty: Light unit only (excludes battery deterioration)

CatEye products are warranted to be free of defects from materials and workmanship for a period of 2 years from original purchase. If the product fails to work during normal use, CatEye will repair or replace the defect at no charge. Service must be performed by CatEye or an authorized retailer. To return the product, pack it carefully and enclose the warranty certificate (proof of purchase) with instruction for repair. Please write or type your name and address clearly on the warranty certificate. Insurance, handling and transportation charges to CatEye shall be borne by person desiring service.

For UK and REPUBLIC OF IRELAND consumers, please return to the place of purchase. This does not affect your statutory rights.

CATEYE CO., LTD.

2-8-25, Kuwazu, Higashi
Sumiyoshi-ku, Osaka 546-0041 Japan
Attn : CATEYE Customer Service
Section
Phone : (06)6719-6863
Fax : (06)6719-6033
E-mail : support@cateye.co.jp
URL : <http://www.cateye.com>

[For US Customers]

CATEYE AMERICA, INC.
2825 Wilderness Place Suite 1200,
Boulder CO 80301-5494 USA
Phone : 303.443.4595
Toll Free : 800.5.CATEYE
Fax : 303.473.0006
E-mail : service@cateye.com