



LED strip

BLUETOOTH RGB



16 MILLION
COLORS



User manual / Gebruiksaanwijzing
Handbuch / Manuel d'utilisation

Index

| | |
|------------|----|
| English | 3 |
| Nederlands | 12 |
| Deutsch | 21 |
| Français | 30 |

Table of contents

| | |
|-----------------------|----|
| Product feature | 4 |
| Product parameter | 4 |
| Product dimension | 4 |
| What's in the package | 5 |
| Installation diagram | 6 |
| Add device | 6 |
| Group control | 8 |
| Controller box | 9 |
| Remote control | 10 |

Product feature

Bluetooth version: mesh 5.0

Connection range: max. 15 meters

Group control: connect up to 200 devices at the same time

Product parameter

Span: DC-5-24V

Max current: 3A

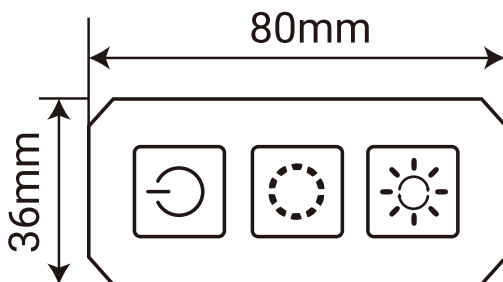
Max power: 72

Humid: 80% RH


Working environment: indoors

Working temperature: -20°C - 45°C (-4°F - 113°F)

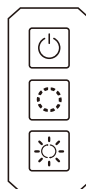
Product dimension



What's in the package



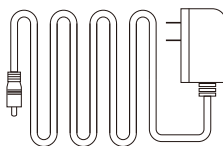
Light strip



Remote control



24 keys on remote



Charger

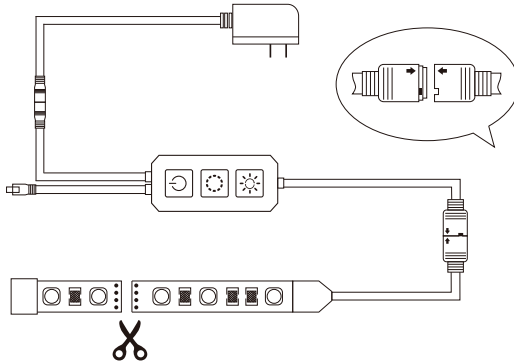


Instruction manual



3M adhesive tape

Installation diagram




Add device

(1) Download: Lideka Home app




(2) Add device:

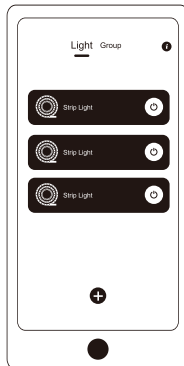
- Switch on the LED strip and open the Lideka Home app
- Make sure GPS and Bluetooth are turned on
- Press "+" to add



Touch '+'




Search device




Device found

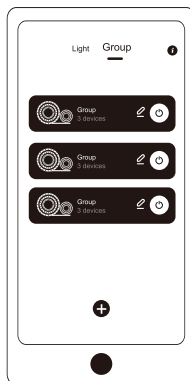
Group control



Touch '+'

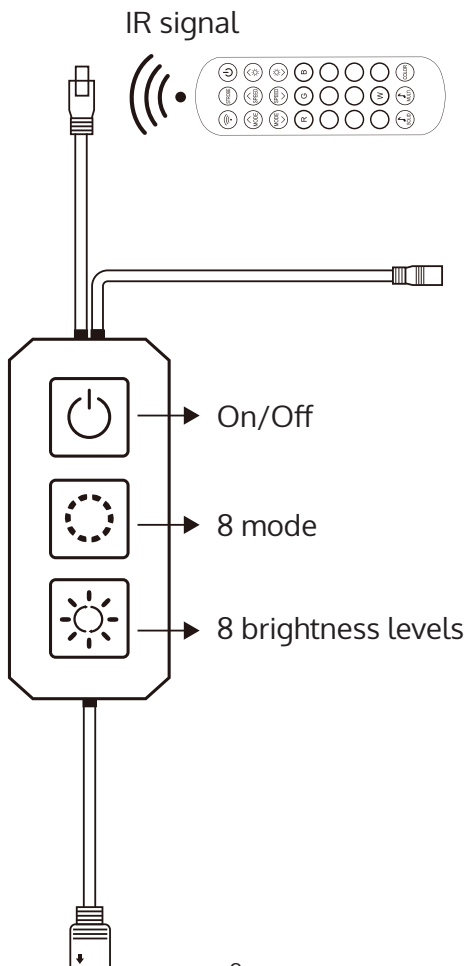


Search device

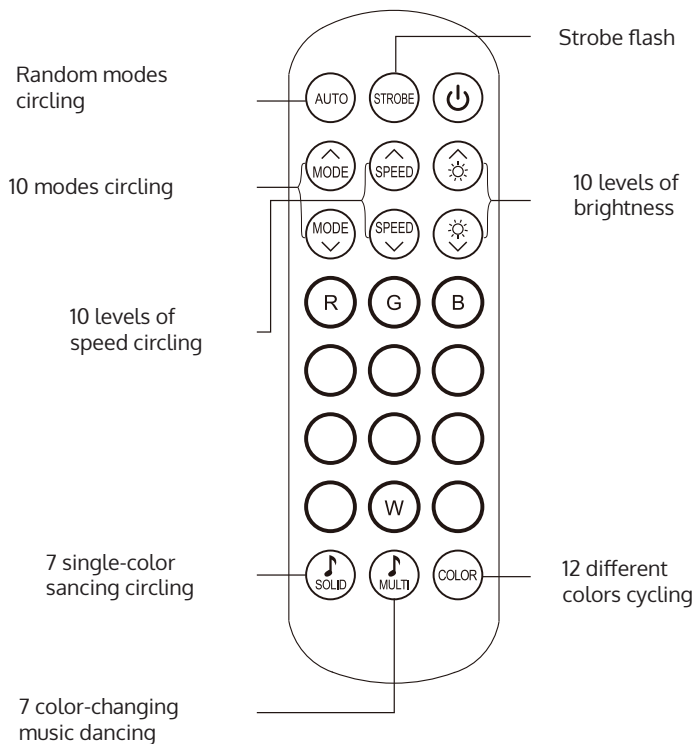


Name group

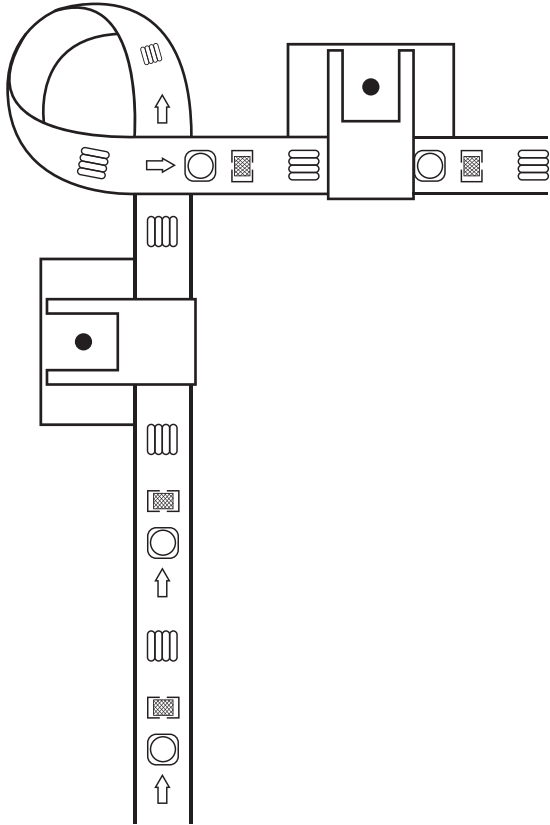
Controller box



Remote control



For corner setup bend the strip and reinforce via clips; (NOTICE: avoid bending on LED beads.)



Inhoudsopgave

| | |
|-----------------------------|----|
| Producteigenschap | 13 |
| Productparameter | 13 |
| Product dimensie | 13 |
| Wat zit er in de verpakking | 14 |
| Installatie diagram | 15 |
| Voeg toestel toe | 15 |
| Groeps gebruik | 17 |
| Controller box | 18 |
| Afstandsbediening | 19 |

Producteigenschap

Bluetooth-versie: mesh 5.0

Aansluitbereik: max. 15 meter

Groepscontrole: sluit maximaal 200 apparaten tegelijk aan

Productparameter

spanning: DC-5-24V

max stroom: 3A

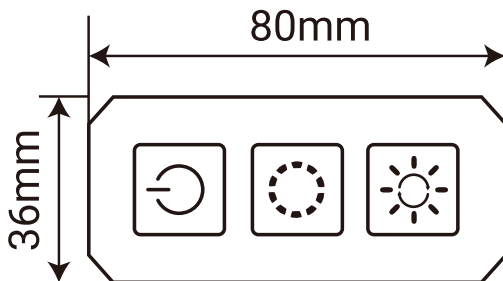
max vermogen: 72W

vochtig: 80% RH


werkomgeving: binnen

werktemperatuur: -20°C - 45°C (-4°F - 113°F)

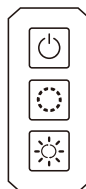
Product dimensie



Wat zit er in de verpakking



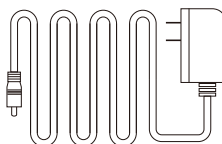
Striplight



Afstandsbediening



24 toetsen op
afstandsbediening



Oplader

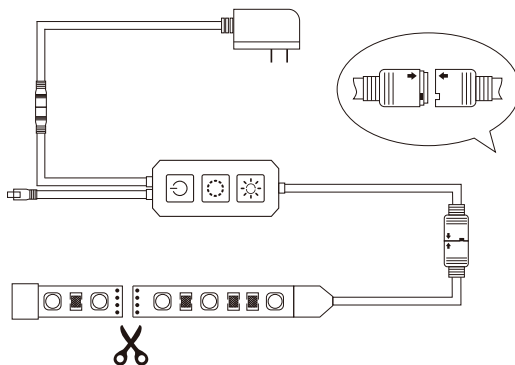


Handleiding



3M plakbare plakband

Installatie diagram




Voeg toestel toe

(1) Download: Lideka Home app




(2) Add device:

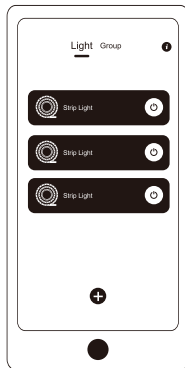
- Zet de Led-strip aan en open de Lideka Home app
- Zorg dat gps en bluetooth ingeschakeld is
- Druk op '+' om toe te voegen



Druk '+'




Zoek apparaat




Device found

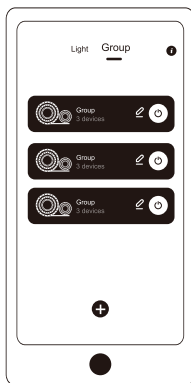
Groeps gebruik



Druk '+'

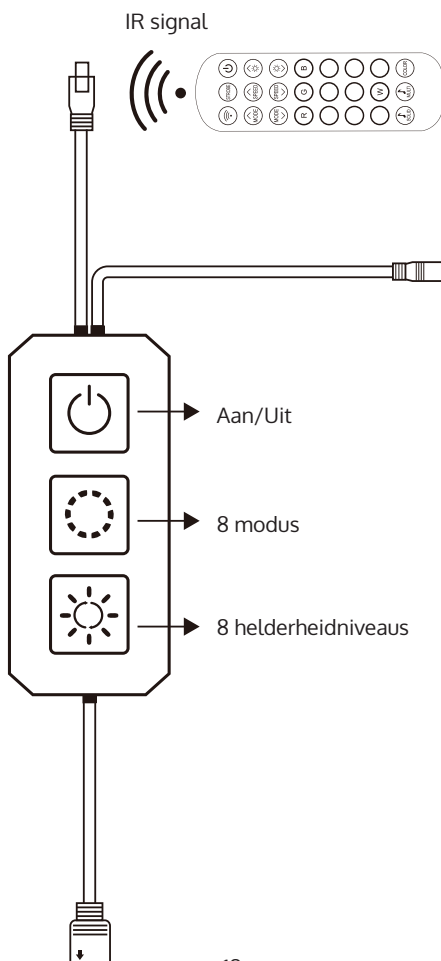


Zoek apparaat

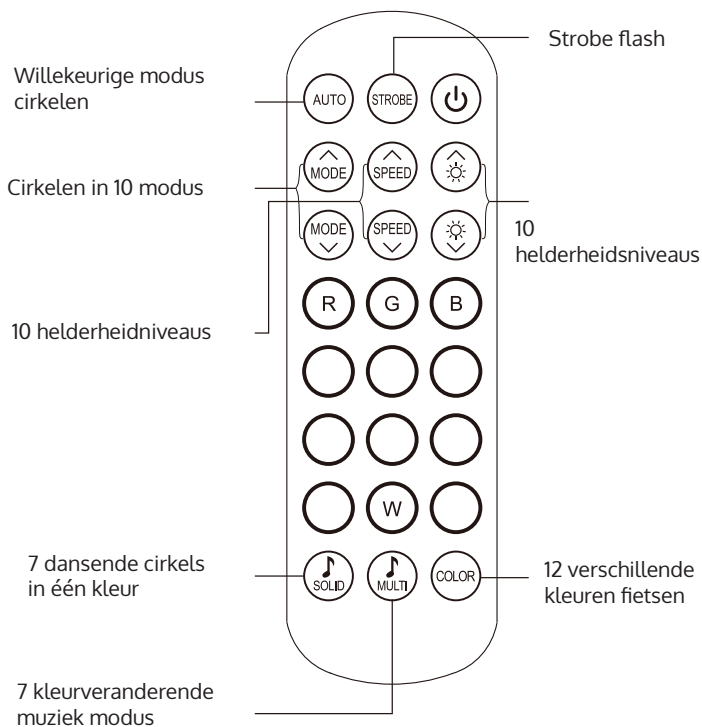


Groep naam

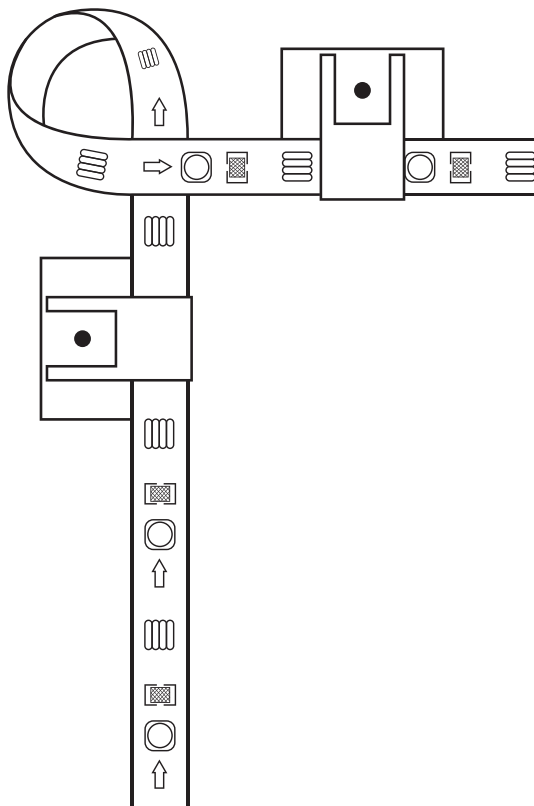
Controller box



Afstandsbediening



Voor een hoekopstelling, buig de strip zoals hieronder weergegeven, en versterk de strip met de bijgeleverde klipjes. (WAARSCHUWING: Vermijd het buigen op Led-kralen)



Inhaltsverzeichnis

| | |
|-----------------------------|----|
| Produkteigenschaften | 22 |
| Produktparameter | 22 |
| Produktabmessung | 22 |
| Was gehört zum Lieferumfang | 23 |
| Installationsplan | 24 |
| Gerät hinzufügen | 24 |
| Gruppensteuerung | 26 |
| Steuerbox | 27 |
| Fernbedienung | 28 |

Produkteigenschaften

Bluetooth-Version: Mesh 5.0

Übertragungreichweite: max. 15 Meter

Gruppensteuerung: Anschluss von bis zu 200 Geräten zur gleichen Zeit

Produktparameter

Spanne: DC-5-24V

Maximale Stromstärke: 3 A

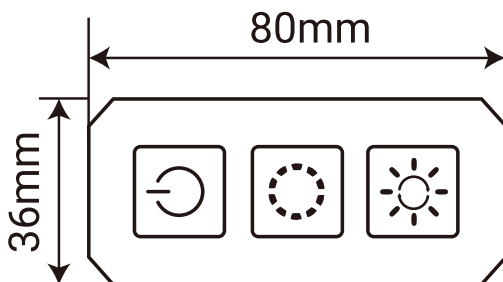
Maximale Leistung: 72 W

Luftfeuchtigkeit: 80% RH


Arbeitsumgebung: Innenraum

Betriebstemperatur: - 20°C - 45°C (-4°F - 113°F)

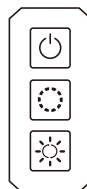
Produktabmessung



Was gehört zum Lieferumfang



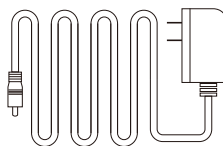
Lichtleiste



Fernbedienung



24 Tasten-Fernbedienung



Ladegerät

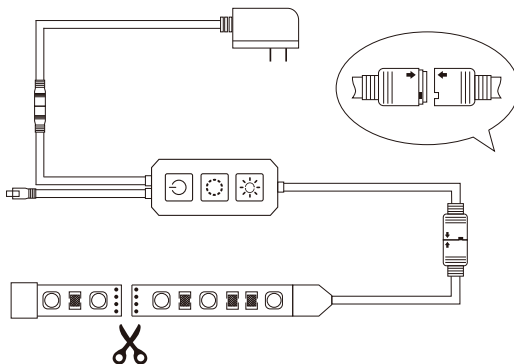


Bedienungsanleitung



3M-Klebeband

Installationsplan




Gerät hinzufügen

(1) Download: Lideka Home app




(2) Gerät hinzufügen:

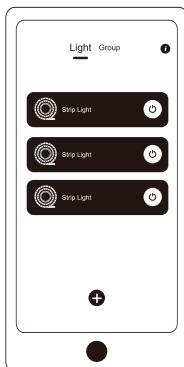
- Schalten Sie die LED-Leiste ein und öffnen Sie die Lideka Home App
- Stellen Sie sicher, dass GPS und Bluetooth eingeschaltet sind
- Drücken Sie „+“ zum Hinzuzufügen



Berühren Sie '+'




Geräte suchen




Device found

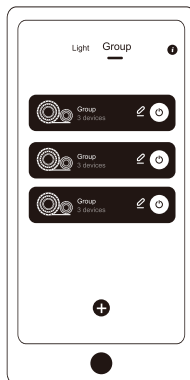
Gruppensteuerung



Berühren Sie '+'

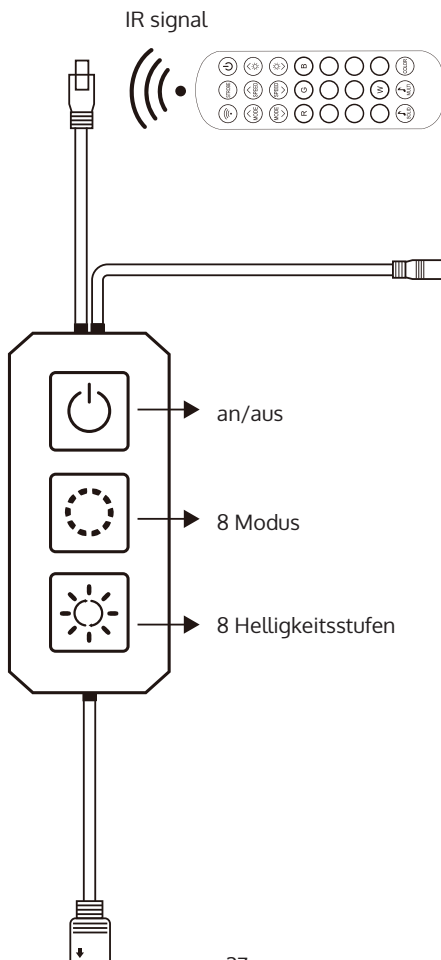


Geräte suchen

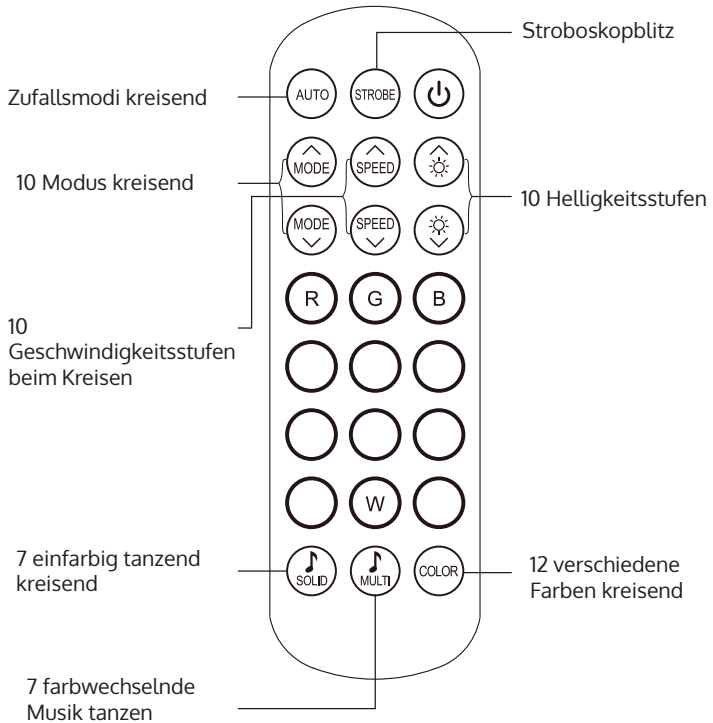


Namensgruppe

Steuerbox



Fernbedienung



Bei Eckaufstellung den Streifen biegen und mit Clips verstärken;
(HINWEIS: LED-Perlen biegen vermeiden)

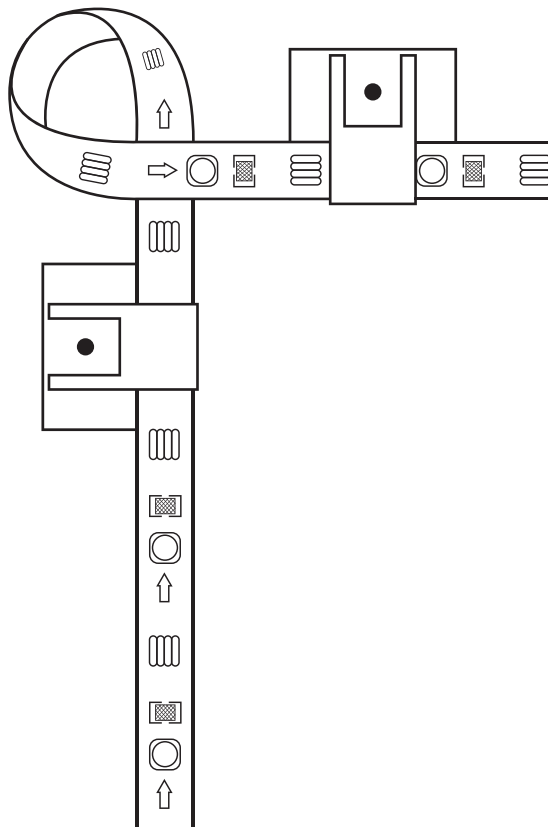


Table des matières

| | |
|-----------------------------|----|
| Caractéristiques du produit | 31 |
| Paramètre du produit | 31 |
| Dimension du produit | 31 |
| Contenu de la boîte | 32 |
| Schéma d'installation | 33 |
| Ajouter un périphérique | 33 |
| Utilisation en mode groupe | 35 |
| Boîtier de commande | 36 |
| Télécommande | 37 |

Caractéristiques du produit

version Bluetooth : bande 5.0

portée de connexion : jusqu'à 15 mètres

commande centralisée : connectez jusqu'à 200 appareils en même temps

Paramètre du produit

tension : DC-5-24V

intensité maximale : 3A

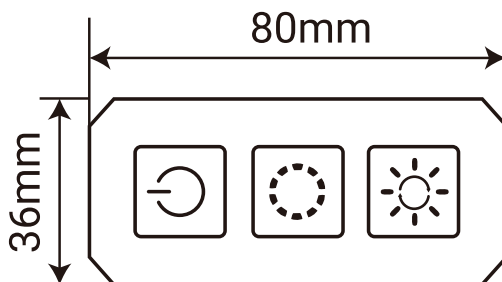
puissance maximale : 72W

taux d'humidité : 80% HR


environnement de travail : intérieur

température de fonctionnement : -20°C - 45°C (-4°F - 113°F)

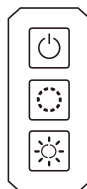
Dimension du produit



Contenu de la boîte



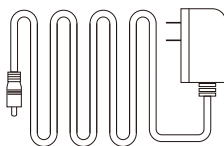
Bande lumineuse



Télécommande




24 touches sur la télécommande



Chargeur

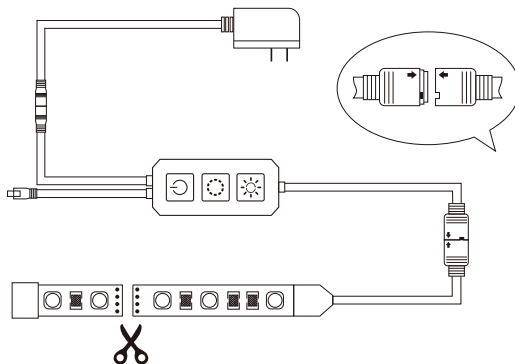


Manuel



Ruban adhésif 3M

Schéma d'installation




Ajouter un périphérique

(1) Télécharger : appli Lideka Home




(2) Ajouter un périphérique :

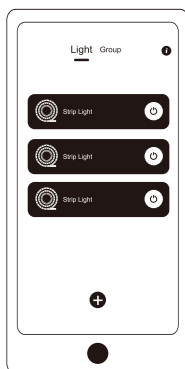
- Allumez la bande LED et ouvrez l'application Liddeka Home
- Assurez-vous que le système GPS et le Bluetooth sont activés
- Appuyez sur « + » pour ajouter



Appuyez sur « + ».




Dispositif de recherche




Device found

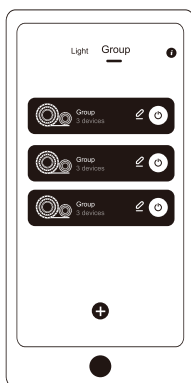
Utilisation en mode groupe



Appuyez sur « + ».

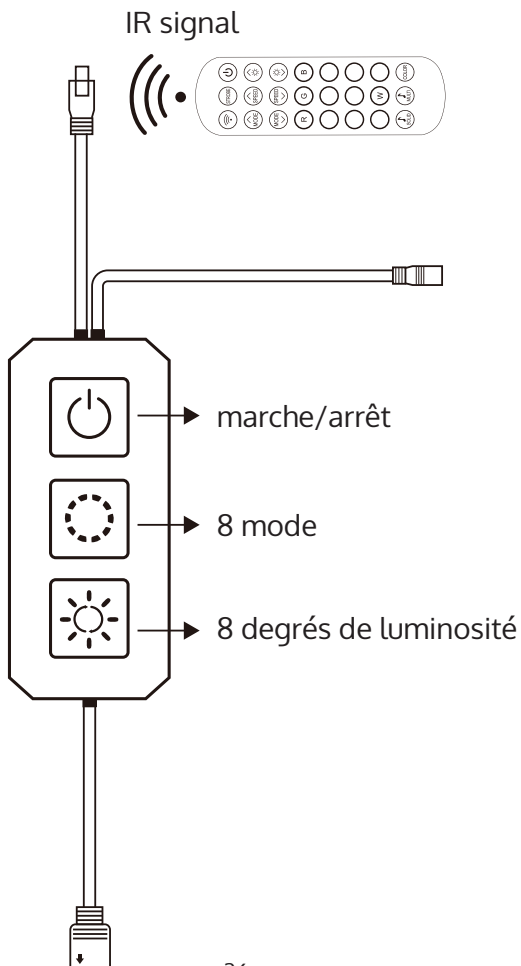


Dispositif de recherche

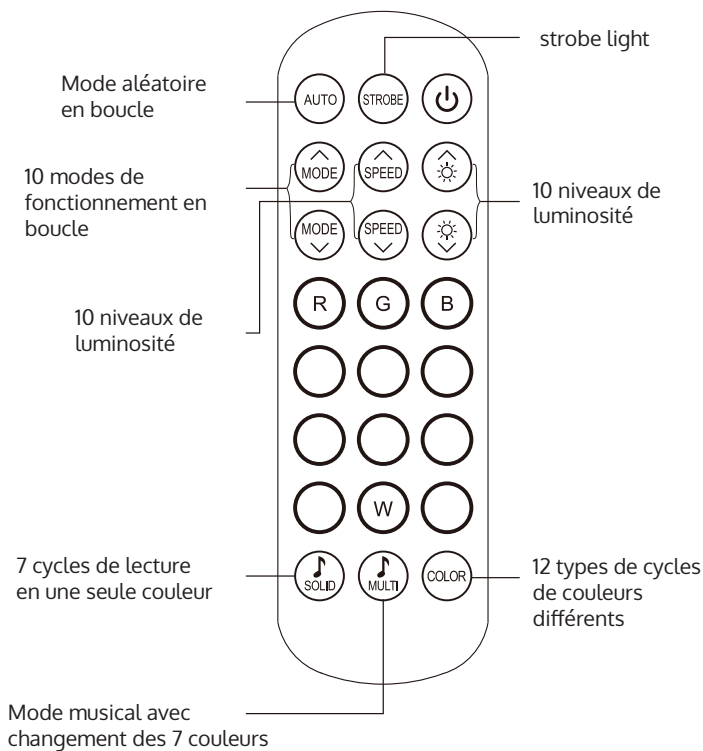


Namensgruppe

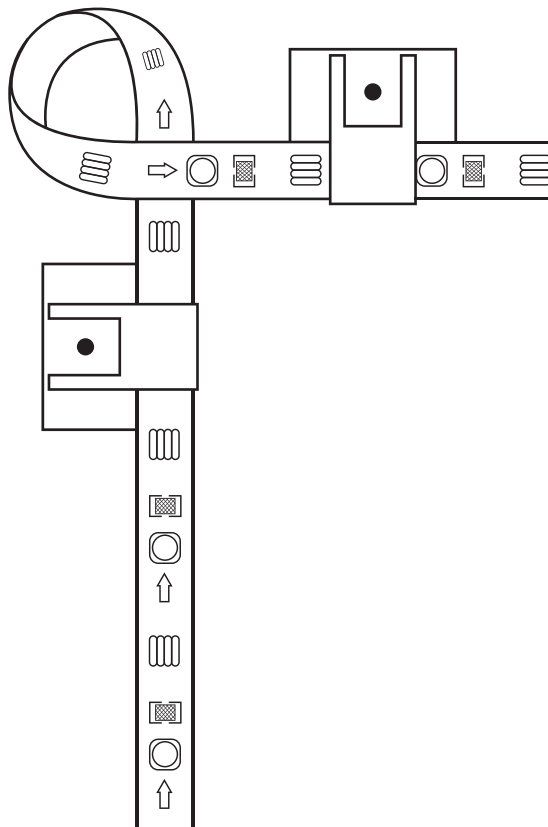
Boîtier de commande



Télécommande



Pour une installation en angle, pliez la bande comme indiqué ci-dessous, et renforcez-la à l'aide des crochets prévus à cet effet (ATTENTION : éviter de tordre les Leds).





SOFT RAYS
OF LIGHT



ENVIRONMENTALLY
FRIENDLY



LOW
NOISE



LOW
HEAT



ENERGY
SAVING



ULTRA VIOLET
RADIATION

LED strip

BLUETOOTH RGB



LIDEKA
— LED —